



# Newsletter Producer Price Index (PPI) September, 2009



**Ghana Statistical Service (GSS)**  
P.O. Box GP 1098, Accra

For further details of the bulletin, contact: **Tel. 021-682640/682639**

**OCTOBER 23, 2009**

## Producer Price Inflation is 15.52 %

### The Producer Price Index

The Producer Price Index (PPI) measures the average change over time in the prices received by domestic producers for the production of their goods and services. The PPI for Ghana reports the price indices with reference to September 2006, the base period. This release shows the producer price growth since September 2006, as well as the annual (point-to-point) and monthly inflation rates, for all industry and three major sub-sectors of industry (Mining and Quarrying, Manufacturing, and Utilities).

### September 2009 Inflation

In September 2009, the producer price inflation (that is the annual percentage change) for all Industry was 15.52 percent (after recording 14.12 percent in August). Apart from mining and quarrying sector, the other sectors recorded annual inflation rates less than the all industry inflation rate (table 1).

**Table 1: Inflation in Industry by Sectors**

Industry Group	Annual Inflation (%)		
	July'09	August'09	Sept.09
<b>All Industry</b>	<b>16.09</b>	<b>r 14.12</b>	<b>15.52</b>
Mining and quarrying	41.65	50.07	53.33
Manufacturing	14.35	<b>r 9.99</b>	10.83
Utilities	1.78	1.49	1.30

r: revised

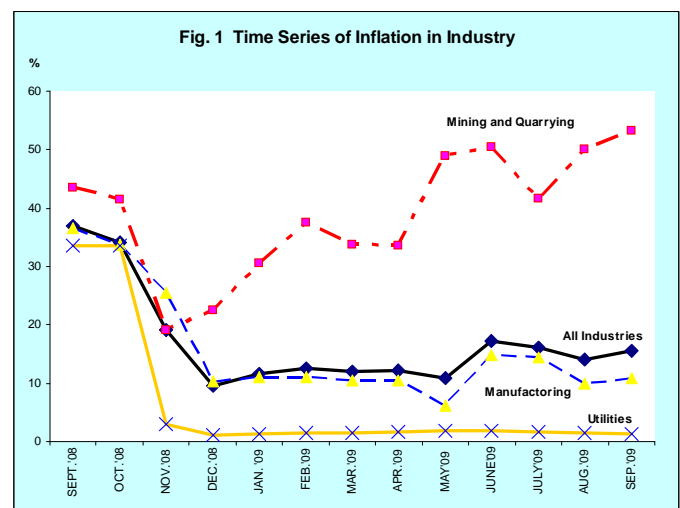
Manufacturing, the most important industrial sub-sector (with 69.75 percent share of all industry), recorded an inflation rate of 10.83 percent.

Mining and Quarrying recorded the highest inflation rate of 53.33 percent, (after 50.07 percent in August).

Utilities, (which comprises production, transmission and distribution of electricity; and collection, purification and distribution of water), recorded 1.30 percent inflation (table 1).

### Trends

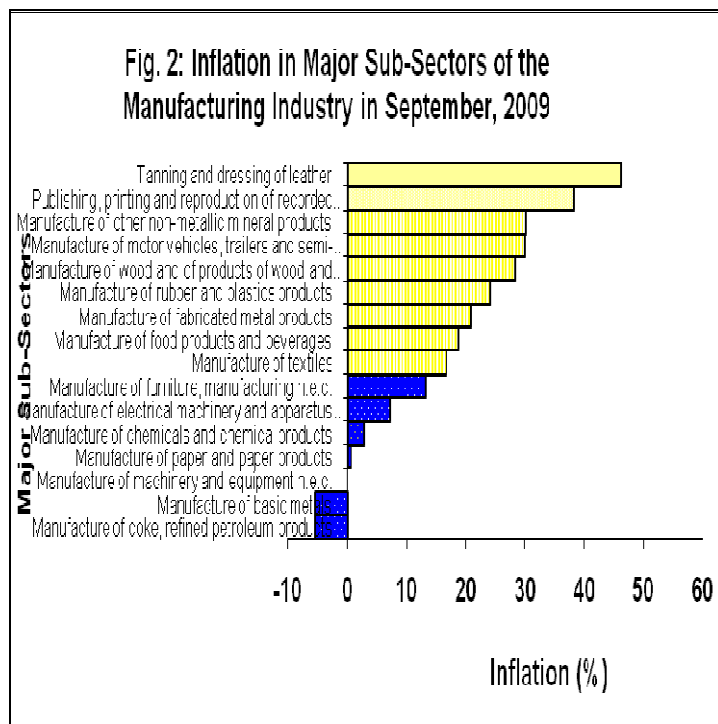
The all industry year-on-year inflation had been relatively stable for the first five months of 2009, averaging 11.89 percent. There was however an upsurge in the rate in June, to 17.34 percent (the highest for the year) before reducing to 14.12 percent in August.



Mining and quarrying sub sector has exhibited the highest inflation rate since January 2009, followed by manufacturing and utilities sub-sectors (figure 1).

## Manufacturing PPI

In the manufacturing sector, there was an appreciable inflation rate in the manufacture of tanning and dressing of leather (46.22%) sub-groups, while manufacture of coke, refined petroleum products and nuclear fuel recorded a negative inflation rate of -5.48% (figure 2).



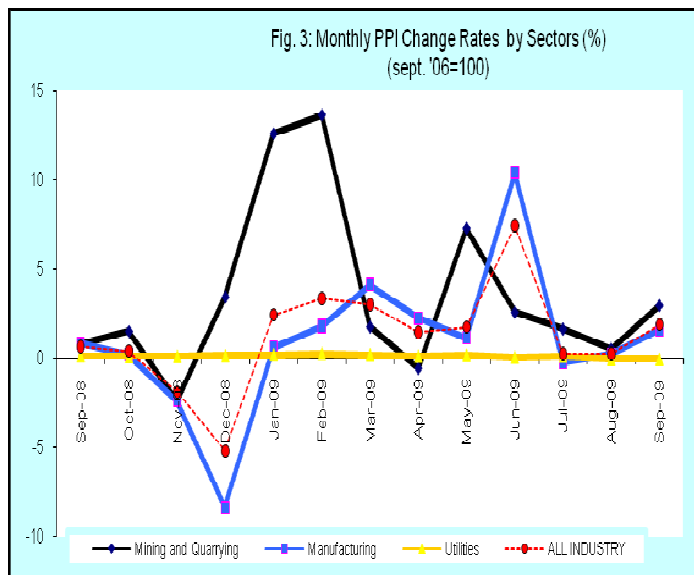
## Monthly Changes in PPI

The monthly change in the all industry for September 2009 (i.e., the percentage change in the PPI between August 2009 and September 2009), was **1.87** percent. The corresponding changes for the major sub-sectors were Mining and quarrying (2.94%) Manufacturing (1.59%) and Utilities (-0.06 %) (table 2 and figure 3).

**Table 2: Monthly PPI Change by Sectors**

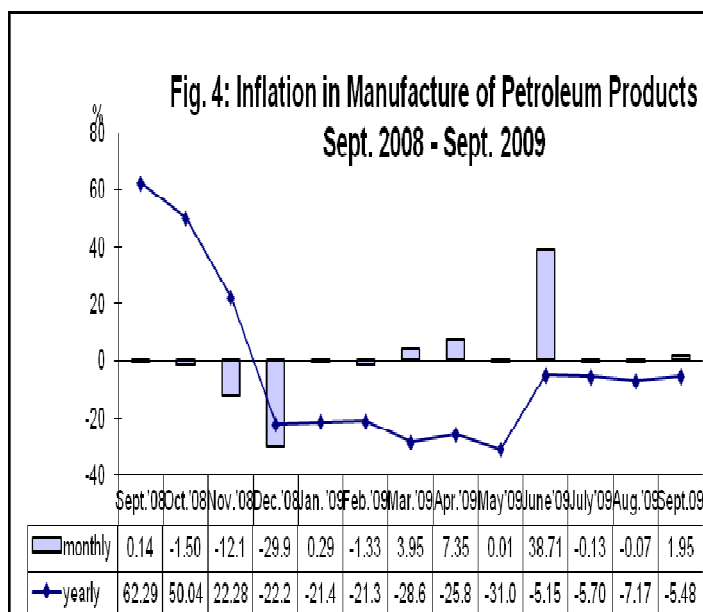
Industry Group	Monthly Change (%)		
	July '09	Aug. '09	Sept. '09
<b>All Industry</b>	<b>0.61</b>	<b>r 0.25</b>	<b>1.87</b>
Mining and quarrying	1.62	0.51	2.94
Manufacturing	0.32	r 0.22	1.59
Utilities	0.11	-0.05	-0.06

r: revised



## Petroleum Inflation

Inflation in this group contributes significantly to inflation in the manufacturing sector. Between September and December 2008, inflation in this group reduced significantly, and has remained negative in the first nine months of 2009.



Copies of the Newsletter may be obtained from the information desk of Statistical Service or the GSS website at [statsghana.gov.gh](http://statsghana.gov.gh). For details of the PPI and for any further explanation, please contact the Industrial Statistics Section of the Statistical Service or call 021-682640/39.

**Annex 1: Producer Price Index by Sectors**

Year / Month	Mining and Quarrying	Manufacturing	Utilities	ALL INDUSTRY
Index (2006=100)				
September-08	194.30	150.40	157.59	157.82
October-08	197.21	150.69	157.72	158.45
November-08	192.44	147.12	157.89	155.48
December-08	199.03	134.84	158.10	147.46
January-09	224.06	135.65	158.41	151.01
February-09	254.58	138.10	158.80	156.02
March-09	259.04	143.76	159.10	160.68
April-09	257.54	146.98	159.28	163.03
May-09	276.27	148.66	159.55	165.87
June-09	283.34	163.20	159.62	177.46
July-09	287.93	163.72	159.80	178.54
August-09	289.41	r164.08	159.73	r178.98
September-09	297.93	166.68	159.64	182.32
Monthly Change Rates (%)				
September-08	0.75	0.82	0.13	0.63
October-08	1.50	0.19	0.09	0.40
November-08	-2.42	-2.37	0.10	-1.87
December-08	3.42	-8.34	0.13	-5.16
January-09	12.58	0.60	0.20	2.41
February-09	13.62	1.80	0.25	3.32
March-09	1.75	4.10	0.19	2.99
April-09	-0.58	2.24	0.11	1.46
May-09	7.27	1.14	0.17	1.74
June-09	2.56	9.78	0.05	6.99
July-09	1.62	0.32	0.11	0.61
August-09	0.51	r0.22	-0.05	r0.25
September-09	2.94	1.59	-0.06	1.87
Yearly Change Rates (%)				
September-08	43.56	36.52	33.64	36.94
October-08	41.38	33.73	33.62	34.18
November-08	19.06	25.49	2.99	19.20
December-08	22.56	10.40	1.08	9.63
January-09	30.48	11.02	1.26	11.57
February-09	37.48	11.03	1.49	12.60
March-09	33.80	10.55	1.56	11.99
April-09	33.61	10.43	1.73	12.24
May-09	48.88	6.11	1.87	10.94
June-09	50.46	14.75	1.80	17.34
July-09	41.65	14.35	1.78	16.09
August-09	50.07	r9.99	1.49	r14.12
September-09	53.33	10.83	1.30	15.52

Source: Ghana Statistical Service (GSS)

## Annex 2: Producer Price Index by Sectors and Groups

ISIC CODE	INDUSTRY GROUP (ISIC DESCRIPTION)	INDEX LEVEL (September 2006 = 100)		MONTHLY INFLATION RATE		ANNUAL INFLATION RATE	
		AUG.'09	SEP.'09	AUG.'09	SEP.'09	AUG.'09	SEP.'09
	<b>All Industries</b>	<b>r178.98</b>	<b>182.32</b>	<b>r0.25</b>	<b>1.87</b>	<b>r14.12</b>	<b>15.52</b>
<b>C</b>	<b>Mining and quarrying</b>	<b>289.41</b>	<b>297.93</b>	<b>0.51</b>	<b>2.94</b>	<b>50.07</b>	<b>53.33</b>
<b>D</b>	<b>Manufacturing</b>	<b>r164.08</b>	<b>166.68</b>	<b>r0.22</b>	<b>1.59</b>	<b>r9.99</b>	<b>10.83</b>
<b>E</b>	<b>Electricity, and water supply (Utilities)</b>	<b>159.73</b>	<b>159.64</b>	<b>-0.05</b>	<b>-0.06</b>	<b>1.49</b>	<b>1.30</b>
<b>C</b>	<b>Mining and quarrying</b>						
<b>C13</b>	Mining of metal ores	<b>299.77</b>	<b>309.03</b>	<b>0.57</b>	<b>3.09</b>	<b>51.76</b>	<b>56.03</b>
C132	Mining of non-ferrous metal ores, except uranium and thorium ores	<b>299.77</b>	<b>309.03</b>	<b>0.57</b>	<b>3.09</b>	<b>51.76</b>	<b>56.03</b>
<b>C14</b>	Other mining and quarrying	<b>120.60</b>	<b>119.86</b>	<b>-0.76</b>	<b>-0.62</b>	<b>4.55</b>	<b>-7.02</b>
C141	Quarrying of stone, sand and clay	<b>116.79</b>	<b>115.90</b>	<b>-0.95</b>	<b>-0.77</b>	<b>13.51</b>	<b>-2.01</b>
C142	Mining and quarrying n.e.c.	<b>136.81</b>	<b>136.75</b>	<b>0.00</b>	<b>-0.04</b>	<b>-7.68</b>	<b>-12.15</b>
<b>D</b>	<b>Manufacturing</b>						
<b>D15</b>	Manufacture of food products and beverages	<b>171.35</b>	<b>179.67</b>	<b>-1.94</b>	<b>4.86</b>	<b>16.35</b>	<b>18.69</b>
D151	Production, processing and preservation of meat, fish, fruit, vegetables, oils and fats	<b>216.94</b>	<b>218.60</b>	<b>1.40</b>	<b>0.76</b>	<b>21.51</b>	<b>21.42</b>
D152	Manufacture of dairy products	<b>141.53</b>	<b>144.59</b>	<b>0.00</b>	<b>2.16</b>	<b>12.47</b>	<b>14.90</b>
D153	Manufacture of grain mill products, starches and starch products, and prepared animal feeds	<b>218.45</b>	<b>218.45</b>	<b>-5.82</b>	<b>0.00</b>	<b>3.16</b>	<b>-4.40</b>
D154	Manufacture of other food products	<b>149.56</b>	<b>149.90</b>	<b>3.12</b>	<b>0.23</b>	<b>5.40</b>	<b>-3.68</b>
D155	Manufacture of beverages	<b>163.39</b>	<b>164.72</b>	<b>-4.32</b>	<b>0.81</b>	<b>28.52</b>	<b>27.96</b>
<b>D17</b>	Manufacture of textiles	<b>138.14</b>	<b>138.14</b>	<b>0.00</b>	<b>0.00</b>	<b>16.65</b>	<b>16.65</b>
D171	Spinning, weaving and finishing of textiles	<b>138.14</b>	<b>138.14</b>	<b>0.00</b>	<b>0.00</b>	<b>16.65</b>	<b>16.65</b>
<b>D19</b>	Tanning and dressing of leather; manufacture of luggage, handbags, saddlery, harness and footwear	<b>201.73</b>	<b>205.09</b>	<b>-1.84</b>	<b>1.67</b>	<b>51.16</b>	<b>46.22</b>
D192	Manufacture of footwear	<b>201.73</b>	<b>205.09</b>	<b>-1.84</b>	<b>1.67</b>	<b>51.16</b>	<b>46.22</b>
<b>D20</b>	Manufacture of wood and of products of wood and cork, except furniture; manufacture of articles of straw and plaiting materials	<b>193.08</b>	<b>192.17</b>	<b>2.19</b>	<b>-0.47</b>	<b>27.38</b>	<b>28.32</b>
D201	Sawmilling and planing of wood	<b>224.48</b>	<b>224.48</b>	<b>-0.03</b>	<b>0.00</b>	<b>29.95</b>	<b>33.12</b>
D202	Manufacture of products of wood, cork, straw and plaiting materials	<b>142.17</b>	<b>141.27</b>	<b>6.99</b>	<b>-0.63</b>	<b>25.22</b>	<b>23.88</b>
<b>D21</b>	Manufacture of paper and paper products	<b>132.29</b>	<b>132.29</b>	<b>-4.34</b>	<b>0.00</b>	<b>2.34</b>	<b>0.68</b>
D210	Manufacture of paper and paper products	<b>132.29</b>	<b>132.29</b>	<b>-4.34</b>	<b>0.00</b>	<b>2.34</b>	<b>0.68</b>
<b>D22</b>	Publishing, printing and reproduction of recorded media	<b>172.60</b>	<b>173.99</b>	<b>0.92</b>	<b>0.80</b>	<b>38.00</b>	<b>38.13</b>
D221	Publishing	<b>166.41</b>	<b>166.41</b>	<b>0.00</b>	<b>0.00</b>	<b>0.00</b>	<b>0.00</b>
D222	Printing and service activities related to printing	<b>178.53</b>	<b>181.29</b>	<b>1.78</b>	<b>1.55</b>	<b>66.80</b>	<b>67.55</b>
<b>D23</b>	Manufacture of coke, refined petroleum products and nuclear fuel	<b>152.28</b>	<b>155.25</b>	<b>-0.07</b>	<b>1.95</b>	<b>-7.17</b>	<b>-5.48</b>

ISIC CODE	INDUSTRY GROUP (ISIC DESCRIPTION)	INDEX LEVEL (September 2006 = 100)		MONTHLY INFLATION RATE		ANNUAL INFLATION RATE	
		AUG.'09	SEP.'09	AUG.'09	SEP.'09	AUG.'09	SEP.'09
D232	Manufacture of refined petroleum products	152.28	155.25	-0.07	1.95	-7.17	-5.48
<b>D24</b>	Manufacture of chemicals and chemical products	152.77	150.59	0.84	-1.43	4.65	2.93
D241	Manufacture of basic chemicals	192.65	192.65	0.00	0.00	16.43	13.83
D242	Manufacture of other chemical products	153.13	150.89	0.88	-1.46	4.56	2.83
D243	Manufacture of man-made fibres	109.62	109.62	0.00	0.00	0.00	0.00
<b>D25</b>	Manufacture of rubber and plastics products	150.87	154.65	1.27	2.50	22.69	24.05
D251	Manufacture of rubber products	215.62	245.78	6.98	13.99	49.82	69.97
D252	Manufacture of plastics products	138.57	138.49	-0.04	-0.06	17.00	15.09
<b>D26</b>	Manufacture of other non-metallic mineral products	178.52	179.93	3.81	0.79	30.04	30.06
D269	Manufacture of non-metallic mineral products n.e.c.	178.52	179.93	3.81	0.79	30.04	30.06
<b>D27</b>	Manufacture of basic metals	149.89	149.46	-0.19	-0.29	-4.67	-5.46
D271	Manufacture of basic iron and steel	176.90	176.70	0.00	-0.11	-22.25	-22.36
D272	Manufacture of basic precious and non-ferrous metals	132.12	131.56	-0.34	-0.42	11.34	9.84
<b>D28</b>	Manufacture of fabricated metal products, except machinery and equipment	230.59	230.43	-0.53	-0.07	20.45	20.74
D281	Manufacture of structural metal products, tanks, reservoirs and steam generators	222.94	218.88	-1.09	-1.82	21.89	19.72
D289	Manufacture of other fabricated metal products; metalworking service activities	237.24	240.93	0.00	1.55	19.32	21.62
<b>D29</b>	Manufacture of machinery and equipment n.e.c.	203.14	203.14	0.00	0.00	0.00	0.00
D292	Manufacture of special-purpose machinery	203.14	203.14	0.00	0.00	0.00	0.00
<b>D31</b>	Manufacture of electrical machinery and apparatus n.e.c.	117.28	117.28	-0.05	0.00	7.30	7.30
D313	Manufacture of insulated wire and cable	117.28	117.28	-0.05	0.00	7.30	7.30
<b>D34</b>	Manufacture of motor vehicles, trailers and semi-trailers	201.56	205.99	0.56	2.20	25.36	30.00
D342	Manufacture of bodies (coachwork) for motor vehicles; manufacture of trailers and semi-trailers	201.56	205.99	0.56	2.20	25.36	30.00
<b>D36</b>	Manufacture of furniture; manufacturing n.e.c.	171.50	175.14	0.69	2.12	11.56	13.20
D361	Manufacture of furniture	172.02	175.72	0.71	2.15	11.95	13.62
D369	Manufacturing n.e.c.	155.37	157.30	0.29	1.24	-1.26	-0.04
<b>E</b>	<b>Utilities</b>						
E40	Electricity and water supply	157.62	157.52	-0.05	-0.06	1.60	1.39
E401	Production, transmission and distribution of electricity	157.62	157.52	-0.05	-0.06	1.60	1.39
E41	Collection, purification and distribution of water	192.98	192.98	0.00	0.00	0.00	0.00
E410	Collection, purification and distribution of water	192.98	192.98	0.00	0.00	0.00	0.00

Source: Ghana Statistical Service (GSS)